

1) Create a new Event and Project in Final Cut Pro
FILE > NEW > EVENT
Name the Event: Chase
Make sure the "Create New Project" Box is on (checked).
Click: Create

2) In the sidebar, Click on the new event that you just created.
You should see a new Untitled project. Click on the name and rename it:
R#P# First Names (of the people in your group) Chase Scene

3) Click on the Titles tab and create a new title:
The Chase Scene
Edited By (your first names)


4) Next click back from the titles tab to the media tab and begin to assemble your project in visual order according to the storyboards :



Cross Dissolve
Transition



Fade To
Color (black)
transition




(Blank custom black clip can be
found in the generators/titles tab)




Cross Dissolve
Transition





Cross Dissolve
Transition



The End ... Or Is It?
(Title

Credits Title